

The *N-TRON*® 702M12-W Industrial Wireless Radio offers outstanding performance and ease of use. It is ideally suited for connecting wireless devices to a wired network or for connecting two wired networks in an IP67 environment, where it is not possible, impractical, or too expensive to install cable.

## Product Features

- Full IEEE 802.11a,b,g,n Compliance
- IP67 Rated, Industrial Hardened Enclosure
- One 10/100BaseTX M12 Port
- Three Antennas for 3x3 MIMO Operations
- Four user definable LED's for display of signal quality
- Radio Enable, Link/Activity, and power LEDs
- 802.3af PoE Powered Device
- Extended Environmental Specifications
- Autosensing 10/100BaseTX, Duplex, and MDIX
- Redundant Power Inputs (20-49 VDC)
- Web Browser Management

## Wireless Compliance:

- IEEE 802.11a/b/g/n Compliant

## Security

- 802.11i with AES-CCM & TKIP Encryption
- 802.1x, 64/128 bit WEP

## Data Rates:

- Legacy 802.11a/b/g (1-54Mbps),
- 802.11n (up to 300Mbps)

## Range Performance:

- Indoor (Antenna Dependent) greater than 300m
- Outdoor (Antenna Dependent) greater than 60km

## Applications

In industrial environments, the installation of fiber or Cat5e cable and associated power cables is difficult or cost prohibitive. There are also applications which require communication with mobile devices such as laptop computers, forklifts, cockpits or control centers on mobile equipment such as cranes, and other devices which are impossible to connect with copper or fiber cable. The *N-TRON* 702M12-W provides a wireless connection that can be quickly and easily deployed. With it's wide operating temperature range and 1 million hour MTBF, the 702M12-W offers the industrial ruggedness that customers have come to expect of *N-TRON* products. The IP67 sealed enclosure insures that outdoor, wash down, and the most dusty environments will present no problems to the 702M12-W. Three antennas enable the use of Multiple-In, Multiple-Out (MIMO) technology for increased throughput. Power over Ethernet (PoE) technology allows the 702M12-W to receive power through the Cat5e cable from a PoE sourcing device, such as the *N-TRON* 105TX-POE Switch. This eliminates the need for power cables or power supplies for the 702M12-W. Using wireless and PoE technology makes temporary deployment of network nodes much easier because only one Cat5e cable is required.



## Industrial Packaging and Specifications

The 702M12-W is specifically designed to operate in industrial environments. With it's rugged enclosure and industrial specifications such as extended shock and vibrations specs plus redundant power inputs, the 702M12-W easily meets and exceeds the operating parameters of the connected equipment.

## Multiple Wireless Modes

The 702M12-W provides a number of configuration options that allow it to be customized to suit specific application requirements.

**Station:** In "station" configuration the 702M12-W is used to connect a single device (MAC Address) to a wireless access point.

**Station, WDS (Wireless Distribution System):** In "station, WDS" mode the 702M12-W can be connected to a remote wired switch and will allow multiple devices (MAC Address forwarding) to be connected to the wireless access point with WDS activated.

**Access Point:** The "Access Point" mode allows the 702M12-W to serve as a wireless switch for the attached wireless stations. Wireless access points are commonly used to create one wireless local area network (WLAN) that spans an area around the Access Point. Each access point typically supports up to 253 stations.

**Access Point, WDS (Wireless Distribution System):** The 702M12-W in "Access Point, WDS" mode allows wireless connection of a number of access points to extend the coverage of the wireless network. The main base Access Point in WDS mode is extended using a series of relay Access points in WDS mode (Extended Service Set) and can in turn form a WLAN consisting of thousands of stations. All stations should be configured in "Station WDS" mode. Correctly configured switches using WDS will create a single network, providing station mobility throughout the wireless network.

## Multiple Network Modes

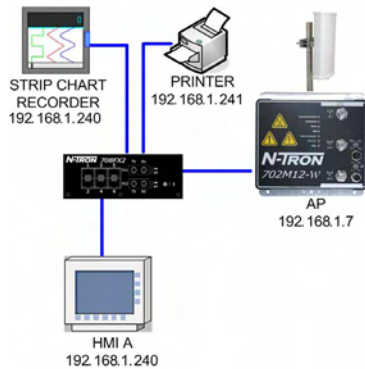
**Bridge:** In this mode the 702M12-W will operate in Layer two without network segmentation.

**Router:** Router operating mode offers Layer three routing to allow network segmentation.

## Scenario 1 – Basic Bridge


### Access Point:

The "Access Point" mode allows the 702M12-W to serve as a wireless switch for the wireless stations attached to it.



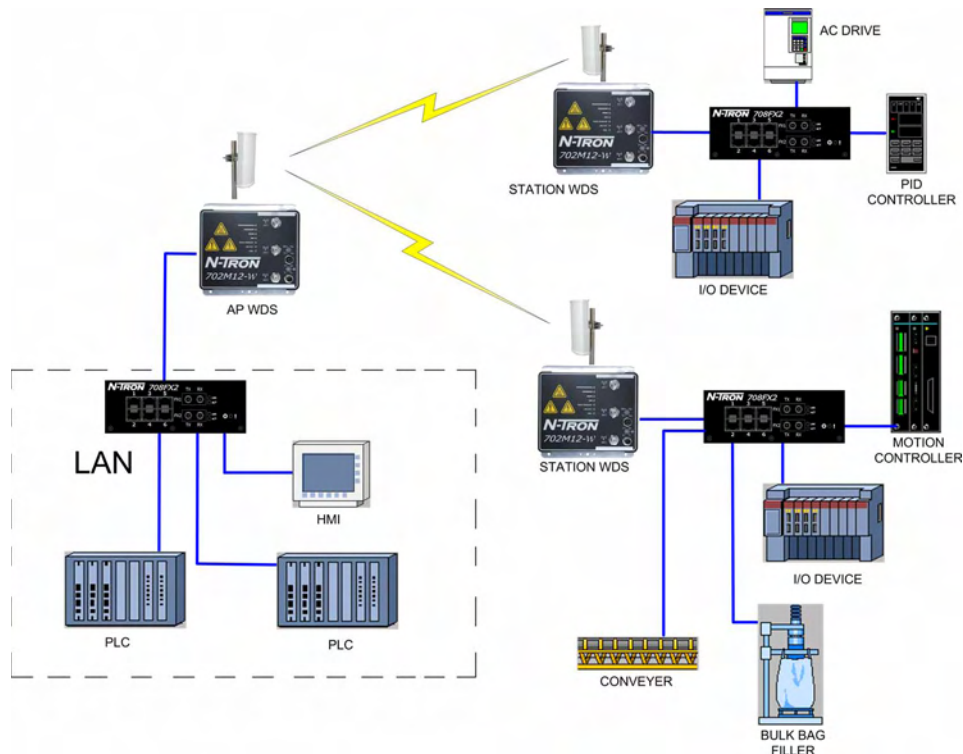
### Station:

In "station" configuration the 702M12-W is used to connect a single device (MAC Address) to a wireless access point.



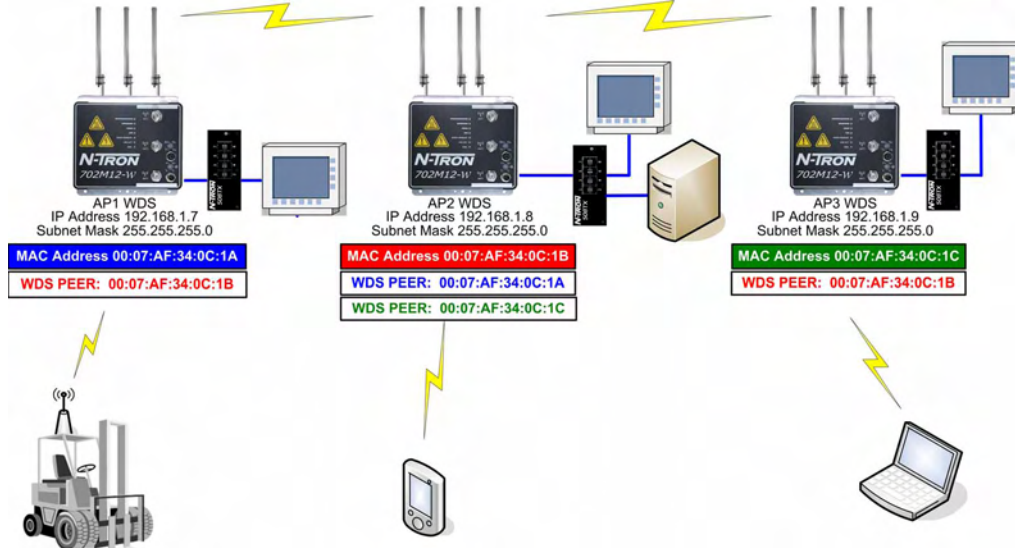
For added security, the 702M12-W supports WEP, WPA™, and WPA2™. WPA and WPA2, TKIP (Temporal Key Integrity Protocol) and CCMP (Counter Mode with Cipher Block Chaining Message Authentication Code Protocol) are available.

## Scenario 2 – Control Network



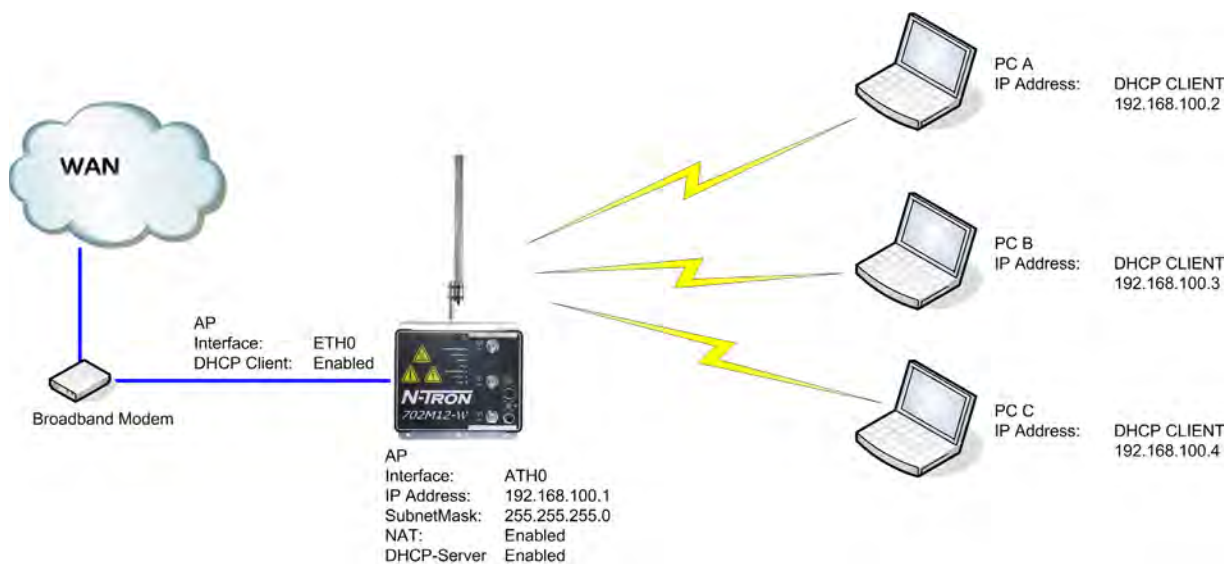
In Station WDS mode the 702M12-W can be connected to a remote wired Ethernet switch with multiple devices connected to the switch.

## Scenario 3 – WDS Peering



In this scenario, each 702M12-W has been configured as a peer of selected other 702M12-W(s) by using the MAC Addresses of the select unit(s). This allows forklifts or other mobile wireless devices to maintain communication seamlessly as they move from the area covered by one 702M12-W into the area covered by the next 702M12-W.

## Scenario 4 – Broadband Modem Wireless Router (W/ DHCP)



The N-TRON 702M12-W configured as a router can act as a DHCP server and supports the Network Address Translation (Masquerading) feature which is widely used by Access Points. This automates the assigning of IP addresses to devices as they connect. NAT will act as a firewall between LAN and WLAN networks. Additional firewall settings can be configured for layer 3 packet filtering and access control in Router mode.

## 702M12-W Specifications

### Physical

Height: (w/o antennas)	6.62"	(16.81 cm)
Width:	6.62"	(16.81 cm)
Depth:	2.33"	(5.92 cm)
Weight (max):	3.25 lbs	(1.48 kg)

### Wireless Networking Standards

802.11 Protocol	Freq GHz	Throughput (Mbits/s)	Data (Mbits/s)	Signaling
a	5.8	23	54	OFDM
b	2.4	4.3	11	DSSS
g	2.4	19	54	OFDM
n	2.4, 5.8	74	248	MIMO SDM

Source: ISA, IEEE, Planet WiFi

### Environmental

Operating Temperature:	-40°C to 70°C
Storage Temperature:	-40°C to 85°C
Operating Humidity:	5% to 100% (Non Condensing)
Operating Altitude:	0 to 10,000 ft.
N-TRON Power Supply:	NTPS-24-1.3

### Electrical

Redundant Input Voltage:	20-49 VDC (Regulated)
Input Current (max):	200mA max @24 VDC
702M12-W Max Power:	4.8Watts max
Input Ripple:	Less than 100mV

### Reliability

MTBF:	>1 Million Hours
-------	------------------

### Network Media

10BaseT:	>Cat3 Cable
100BaseTX:	>Cat5 Cable
802.11abgn:	Air

### Connectors

10/100BaseTX:	One (1) M12 Copper Port PoE Powered device support
802.11abgn	(3) RP-TNC connectors

### Recommended Wiring Clearance

Front:	4" (10.16cm)
Side:	4" (10.16cm)
Top:	6" (15.24cm) Dependent on antenna

### Radio

Output power:	Up to 250mW US
---------------	----------------

### Channel Data Rates

802.11a:	54, 48, 36, 24, 18, 12, 9, 6 Mbp/s
802.11b:	11, 5.5, 2, 1 Mbps
802.11g:	54, 48, 36, 24, 18, 12, 9, 6 Mbp/s
802.11n:	MCS0 - MCS15

### Channel Selection

802.11b/g/n:	1 to 11
802.11a/n:	149-165
Bandwidth:	20-40 Mbp/s

### Security

802.11i with AES-CCM & TKIP Encryption,
802.1x, 64 / 128 bit WEP

### Regulatory Approvals

FCC/CE (CFR 47, Part 15, Subpart B - Class A),  
EN 301 489-3, IEC 6100-4-2, 6100-4-3,  
R&TTE Directive 99/5/EC, ANSI C63.4, and ICES-003 Issue 3  
GOST-R Certified, RoHS Compliant,

Designed to comply with:

UL /cUL Class I, Div 2, Groups A, B, C, D, and T4A  
ANSI/ISA-12.12.01-2007 and UL 508 and 1604  
IEEE 1613 for Electric Utility Substations  
NEMA TS1/ TS2 for Traffic control

### Contact Information

N-TRON c/o QL3D  
6, rue des Artisans  
Z.A. Espace la Bonde  
78760 Jouars-Pontchartrain  
Tél. : +33 1 34 91 90 20 Fax : +33 1 34 91 90 21  
Website: [www.n-tron.fr](http://www.n-tron.fr)  
Email: [info@n-tron.fr](mailto:info@n-tron.fr)

## 702M12-W WIRELESS ETHERNET RADIO

### Ordering Information

702M12-W	Industrial Wireless Radio
702M12-PK	Pole mount kit for 702M12-W
M12-DRK	DIN-Rail kit for 702M12-W
NTPS-24-1.3	DIN-Rail Power Supply 24V@1.3 Amp